

The Royal College of Dentists of Canada - Periodontal Chart

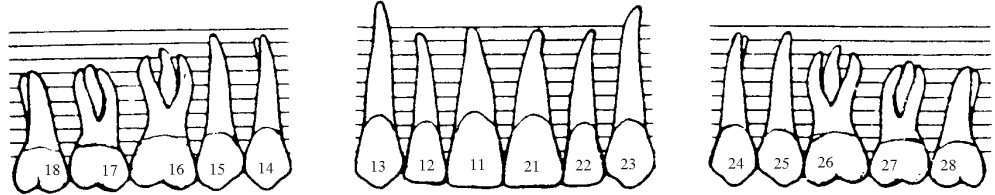
Candidate Oral ID: _____ Case Report No. _____

Patient's Initials: _____ Age: _____ Sex: _____ Race: _____

Stage of Therapy: Pre-treatment Re-evaluation Post-treatment Date of Exam: _____
 (Circle ONE)

CAL & BOP		
PD & Plaque		
CEJ - GM		

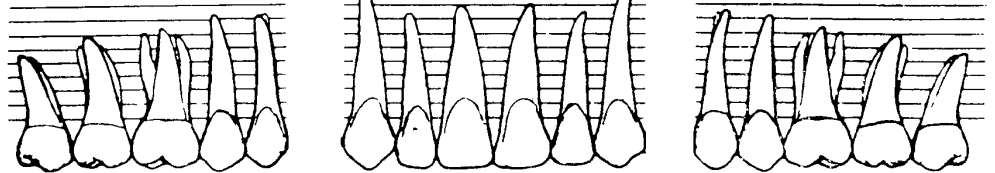
Mobility Scale Used: _____



FACIAL



LINGUAL



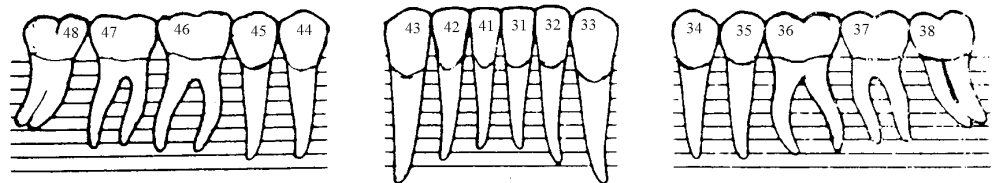
CEJ - GM		
PD & Plaque		
CAL & BOP		
18 17 16 15 14	13 12 11 21 22 23	24 25 26 27 28

RIGHT

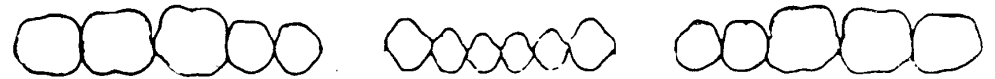
LEFT

CAL & BOP		
PD & Plaque		
CEJ - GM		
48 47 46 45 44	43 42 41 31 32 33	34 35 36 37 38

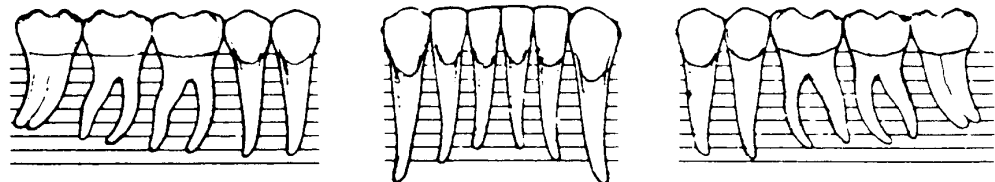
Furcation Grade System Used: _____



FACIAL



LINGUAL



CEJ - GM		
PD & Plaque		
CAL & BOP		